


2021-05-10 10:05:49
 Choose competition:
 2021 New Zealand Division II Swimming Championships
 Choose language:


Choose an alternative:
[Home](#)
[Competitions](#)
[Program](#)
[Results](#)
[By event](#)
[Filearchive](#)
[LIVE](#)

Results for 2021 New Zealand Division II Swimming Championships

Below are all results from the competition shown by session.

Choose session:
[Session 1](#)
[Session 2](#)
[Session 3](#)
[Session 4](#)
[Session 5](#)
[Session 6](#)
[Session 7](#)
[Session 8](#)
[Session 9](#)
[Session 10](#)

Sessions Four - Finals




Results

2021 New Zealand Division II Swimming Championships

Place: Moana Pool Organizer: Swimming New Zealand
 Pool: 25m Competition Date: May 9, 2021 to May 13, 2021

Event 19, 4x100m Freestyle Women - Final

Rank	Name	Age	Team	FINA	Time	Diff
1	Neptune Swim Club	16	Neptune Swim Club		4:11.76	
	Ashlea Law	16	NEPLAK1307	30.20	1:02.66	1:02.66
	Malaika Ogbuehi	15	NEPOMZ270 306	31.53	1:06.19	2:08.85
	Poppy Henderson	15	NEPHPZ0505	29.21	1:01.19	3:10.04
	Caitlin Hewson	15	NEPHCJ2701 06	29.08	1:01.72	4:11.76
2	Hamilton Aquatics	15	Hamilton Aquatics		4:12.70	+0.94
	Kayleigh Martin	15	HAMMKP180 605	30.69	1:03.31	1:03.31
	Monique Austin	14	ACEAMR080 307	30.73	1:04.59	2:07.90
	Rinoa Day	15	HAMDRZ030 605	29.17	1:03.03	3:10.93
	Isla McNulty	14	HAMMIE170 906	29.12	1:01.77	4:12.70
3	Wharenui Swim Club A	17	Wharenui Swim Club		4:14.15	+2.39
	Eva Matthews	17	WHAMER18 1103	30.57	1:03.98	1:03.98
	Holly McCarthy	14	WHAMHM01 1006	29.87	1:04.19	2:08.17
	Grace Haydon	14	WHAHGZ201 006	30.94	1:03.66	3:11.83
	Maddison Barr	15	WHABME03 0206	28.83	1:02.32	4:14.15
4	Jasi Swim Club	16	Jasi Swim Club		4:16.55	+4.79
	Bethany Stuart	15	JASSBZ26050 5	31.15	1:04.83	1:04.83
	Elenoa Asi	16	JASAEZ07040 5	31.56	1:05.19	2:10.02
	Grace Seeto	16	JASSGZ27040 5	29.85	1:02.80	3:12.82
	Addison Voight	14	JASVAZ0901 07	30.02	1:03.73	4:16.55
5	St Peter's Swimming Club	15	St Peter's Swimming Club		4:17.16	+5.40
	Olivia Ballantyne	13	STPBOZ1706 07	31.33	1:05.46	1:05.46
	Keana Woodfield	14	STPWKZ0608 06	29.45	1:04.46	2:09.92
	Chiara Woodford	14	STPWCZ0209 06	29.83	1:04.50	3:14.42
	Maia Williams	15	STPWMZ260 805	29.65	1:02.74	4:17.16
6	Roskill Swimming Club	16	Roskill Swimming Club		4:18.05	+6.29
	Laura Watts	13	ROSWLJ2901 08	30.21	1:03.05	1:03.05
	Alex Winn	14	ROSWAZ190 606	30.16	1:04.67	2:07.72
	Astrid Kyle	16	ROSKAJ0902 05	31.00	1:05.76	3:13.48
	Grace-Avei Tea	14	ROSTGZ3110 06	30.83	1:04.57	4:18.05
7	Pirates Swim Team	17	Pirates Swim Team		4:19.73	+7.97
	Miya Jiang	13	PIRJMZ0701 08	31.46	1:05.73	1:05.73
	Isabella Valentine	17	PIRVIM2307 03	30.10	1:03.80	2:09.53

Catherine Sonerson	14	PIRSCR30060 6	30.79	1:05.35	3:14.88	
Annabelle Stirling	14	PIRSAG1811 06	30.06	1:04.85	4:19.73	
8 St Paul's Swimming Club	16	St Paul's Swimming Club			4:19.98	+8.22
Ashleigh Devine	16	SPCDAJ0503 05	30.03	1:02.96	1:02.96	
Iris Wainui-Mackle	14	SPCWIS2701 07	30.35	1:03.98	2:06.94	
Samantha Ward	14	SPCWSA1805 06	31.75	1:05.97	3:12.91	
Hayley Sharpe	16	SPCSHA0709 04	31.42	1:07.07	4:19.98	
9 Coast Swimming Club	16	Coast Swimming Club			4:20.19	+8.43
Hannah Turner	16	CSCTHR2509 04	31.18	1:06.13	1:06.13	
Zoe Pedersen	14	CSCPZM1604 07	30.64	1:04.75	2:10.88	
Eleanor Saunders	13	CSCSEM0210 07	31.52	1:05.20	3:16.08	
Isabel Bouzaid	13	CSCBIH08120 7	30.61	1:04.11	4:20.19	
10 Nelson South Swim Club A	15	Nelson South Swim Club			4:22.38	+10.62
Jessica Gallagher	15	NLSGJL23030 6	30.80	1:04.24	1:04.24	
Eva Ellena	13	NLSEEM1105 07	32.35	1:08.03	2:12.27	
Emily Chadderton	13	NLSCEM0606 07	32.30	1:06.38	3:18.65	
Ariana Mellor	15	NLSMAM311 005	30.03	1:03.73	4:22.38	
11 Swimming Southland	16	Swimming Southland			4:22.93	+11.17
Vivienne Shaw	13	OCASVF2001 08	32.16	1:08.04	1:08.04	
Roxanne Le Roux	16	HOKLRK2911 04	29.86	1:02.36	2:10.40	
Olivia Biggar	14	MKUBOC240 606	32.62	1:08.05	3:18.45	
Anita White	14	MKUWAA08 0107	31.16	1:04.48	4:22.93	
12 Stratford Swimming Club	14	Stratford Amateur Swimming Cl			4:25.56	+13.80
Bailee Robertson	14	STRRBH0807 06	31.32	1:05.71	1:05.71	
Samara Agent	14	STRASK0305 06	30.99	1:05.44	2:11.15	
Madison Mattock	14	STRMMA070 906	31.92	1:07.47	3:18.62	
Isabella Keenan	13	STRKIL08070 7	31.87	1:06.94	4:25.56	
13 North Shore Swimming Club A	15	North Shore Swimming Club			4:25.98	+14.22
Ella Hamilton	14	NSSHEP0902 07	31.23	1:05.49	1:05.49	
Carissa Billington	14	NSSBCM080 307	32.16	1:06.92	2:12.41	
Jane Nolloth	13	NSSNJM1307 07	32.45	1:08.38	3:20.79	
Michaela Pocock	15	NSSPME0104 06	29.50	1:05.19	4:25.98	
14 St Peter's Swimming Club	15	St Peter's Swimming Club			4:28.86	+17.10
Maia Kervin	14	STPKMZ2204 07	31.95	1:07.96	1:07.96	
Chelsea Lomas	15	STPLCT10040 6	31.77	1:07.60	2:15.56	
Sophie Hunter	13	STPHSE2603 08	30.82	1:05.64	3:21.20	
Charlotte Watt	15	STPWCI0408 05	31.44	1:07.66	4:28.86	
15 Mt Maunganui Swimming Club	14	Mt Maunganui Swimming Club			4:28.96	+17.20
Georgia Davoren	13	MTMDGM19 1207	32.88	1:08.51	1:08.51	
Ella Weatherall	13	MTMWEG23 0607	32.08	1:06.99	2:15.50	
Isobella Davoren	13	MTMDIL191 207	30.93	1:04.78	3:20.28	
Isabelle Jones	14	MTMJIK0111 06	32.82	1:08.68	4:28.96	
16 Wharenui Swim Club B	17	Wharenui Swim Club			4:29.76	+18.00
Georgina Cockfield	15	WHACGZ121 205	31.22	1:07.74	1:07.74	
Catherine Dawson	13	WHADCR170 108	32.36	1:07.20	2:14.94	
Ilea Haugh	14	WHAHIA260 706	34.49	1:12.07	3:27.01	
Phoebe Laird	17	WHALPL0901 04	30.17	1:02.75	4:29.76	
17 SwimZone Racing	15	SwimZone Racing			4:29.79	+18.03

17 Swimming Meeting		18 Swimming Meeting		19 Swimming Meeting	
Lauren Young	15	SZRYLZ20020 6	32.47	1:07.48	1:07.48
Olivia Cheng	15	SZRCOZ3006 05	31.95	1:08.88	2:16.36
Sophie Mayo	13	SZRMSZ0801 08	32.65	1:08.28	3:24.64
Alice Davies	13	SZRDAE2805 07	31.06	1:05.15	4:29.79
18 Nelson South Swim Club B		15 Nelson South Swim Club		4:30.52	+18.76
Olivia Huata-Findlay	13	NLSHOJ2209 07	33.30	1:09.26	1:09.26
Caitlin Eden	14	NLSECN0301 07	31.29	1:06.49	2:15.75
Annabel Grenfell	13	NLSGAJ1811 07	33.22	1:08.91	3:24.66
Ellinor Hine	15	NLSHEZ1505 05	31.80	1:05.86	4:30.52
19 Liz Van Welie Aquatics		16 Liz van Welie Aquatics		4:33.22	+21.46
Paris McConnell	15	LVWMPZ161 005	31.24	1:05.15	1:05.15
Kate Dekker	15	LVWDKZ100 206	32.18	1:07.94	2:13.09
Alivia Jenkins	13	LVWJAR1801 08	34.03	1:12.16	3:25.25
Jessica Kneale	16	LVWKJR2301 05	32.08	1:07.97	4:33.22
Event official at: 10/05/2021 8:01:01 pm					
2021-05-10 20:01:05		Datahandling: WinGrodan 2.7		Licensed to: Swimming New Zealand	

[RSS Feed](#) | [Kontakt](#) | [Integritetspolicy](#)

© Copyright 2013 IC Control Media & Sport